

The second quarter of 2023 tested even the most seasoned of investors. It was a quarter that included the U.S. reaching a debt ceiling agreement, the Federal Reserve pausing their aggressive interest rate hikes, and bank failure fears starting to subside. During the quarter, equity markets continued to defy odds by staying strong, and the major indexes ended the second quarter higher than they started. With the support of mega-cap tech stocks and the artificial intelligence (AI) buzz, the S&P 500 officially began a new bull market in June, rising over 20% from its low in October 2022.

Led by a handful of large tech stocks, the S&P 500 rose 8.3% during the second quarter, logging its third straight quarter gains. The S&P 500 closed the quarter at 4,450, ending the first half of 2023 up 15.9%, for its best half since 2019. The Dow Jones Industrial Average (DJIA) ended the quarter up 3.4%. The DJIA closed on June 30, 2023, at 34,407. (Source: cnbc.com, 6/30/23)

Some experts are arguing that the S&P 500 bull market could be a temporary stroke of luck before an impending recession. The recent rally was fairly concentrated in the big tech sector and did not include many categories like most mid- and small-cap stocks. They suggest that this rally will likely need to broaden its horizons to continue.

S&P 500 and DJIA Quarter 2 2023

S&P 500

4,450.38 +8.3%



DJIA

34,407.60 +3.4%



Chart source: bigcharts.com

MONEY RATES (as posted in Barron's 6/26/2023)

	LATEST WEEK	YR AGO
Fed Funds Rate*	5.09%	1.59%
Bank Money Market^z	0.32%	0.09%
12-month Certif^z	1.70%	0.37%

^z - Bankrate.com; * - Average effective offer
(Source: Barron's; bankrate.com)

"This recent bull market move is no guarantee we are out of the woods from the downturn," Jeremy Siegel, Wharton School Professor and renown economist, said in his commentary piece for WisdomTree. "I remain cautious, and I do not think we have the start of a major up move here," he added.

However, other experts, like Tom Lee, Head of Research for Fund Strat, believe that stocks are not extended and that big tech, "did the heavy lifting." He also shared, "if we are slipping into an expansion, a lot of other groups are going to participate."

(Source: markets.businessinsider.com, 6/17/23)

During the quarter, investors faced the possibility that the U.S. was on the verge of a major default. We breathed a huge sigh of relief with the debt ceiling agreement, which staved off a potentially catastrophic crisis for the U.S. economy. On June 1, the Senate passed a measure suspending the nation's debt ceiling and putting caps on federal spending until January 2025.

Some key changes that come from debt ceiling deal are:

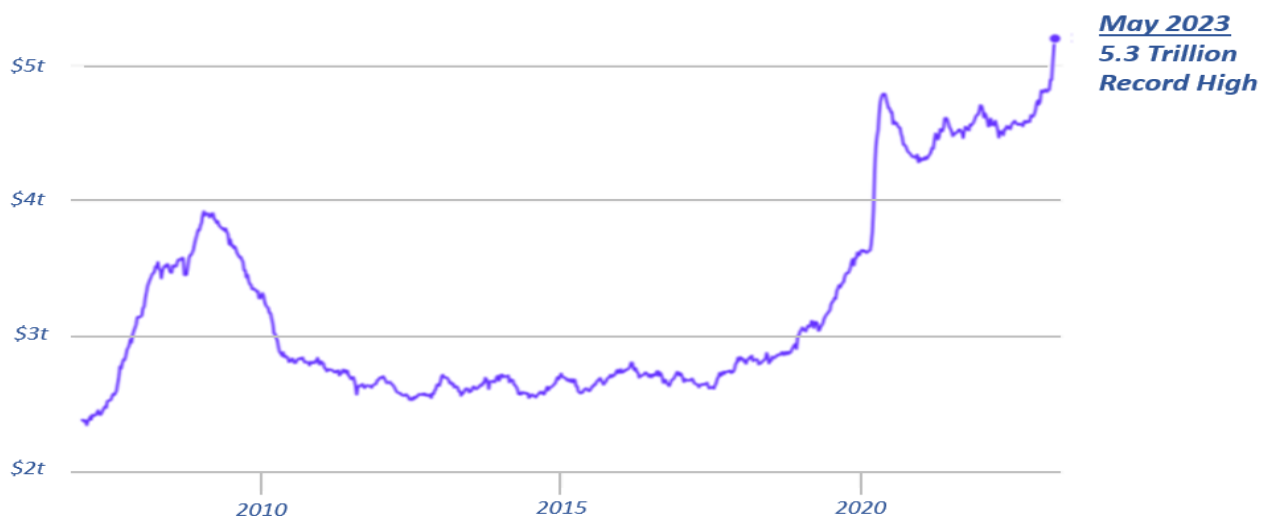
- A reduction in direct spending on domestic programs (this does not include Social Security or Medicare).
- A reduction in IRS funding. In 2022, as part of the Inflation Reduction Action, Congress approved \$80 billion for the expansion of the IRS. This new bill pared that number back to reallocate the funds for other areas.
- A small increase in spending (a maximum of 1% on 2025) for military and veteran affairs.
- Claw backs of unused COVID-19 funding.
- Expedition of large energy and infrastructure projects.

KEY TAKEAWAYS

- **The Fed raised interest rates once in May, but halted rate increases in June, keeping the 5.0 – 5.25% target rate range.**
- **A debt ceiling agreement was made in June - ending a lot of anxiety and potential economic crisis.**
- **Inflation is continuing to slow down, reaching 5% in May.**
- **Treasury yields are still providing favorable returns.**
- **The S&P 500 officially entered a bull market.**
- **Cash levels are at all-time highs, with money market assets the highest seen in decades.**
- **Volatility in the economic environment remains.**
- **Staying the course and maintaining the consistency of a well-devised, long-term focused plan has historically served investors well.**

We are here for you to discuss any concerns you have.

Total Assets in U.S. Money Market Funds (Jan 2007 – May 2023)



Data: ICI, FactSet

After the debt ceiling deal, equity markets remained positive and historically, on average, U.S. stock markets have risen in the months following an agreement to raise the debt ceiling.

Global issues, including the continuation of the war in Ukraine and the strained China/U.S. relationships could also generate additional uncertainties for investors.

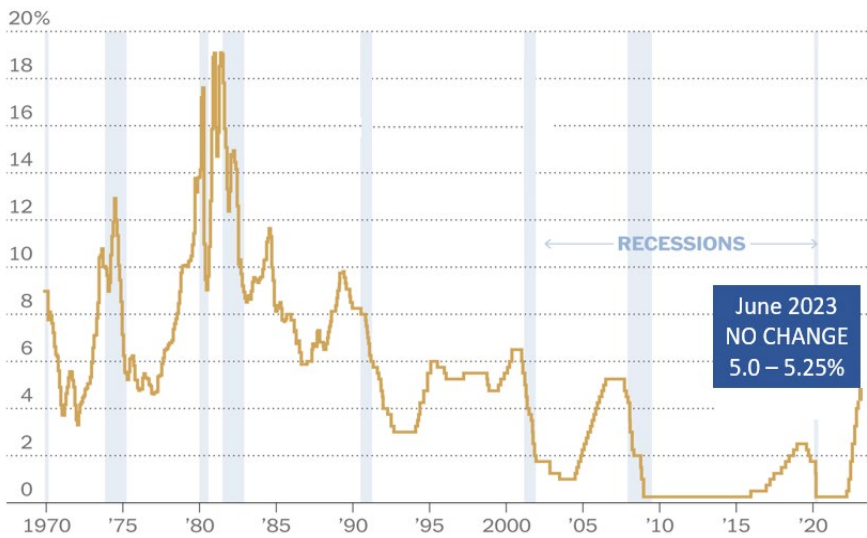
Right now, the saying “cash is king” is resonating with many Americans. Market volatility has spooked many investors into a cash-dominant position. Cash levels are at an all-time high. As of May, money market assets are the highest they have been in decades. This makes guessing about market moves even more difficult. While there is a high amount of cash on the sidelines currently, that could change and affect equity pricing.

With this, investors should not try to out-guess what the markets will do. This is a time to concentrate on your personal financial plan. Having a long-term-focused plan that is well diversified can help position you to manage volatility in the markets. We are available to review our clients’ investments and make sure they are still congruent with your time horizon, risk tolerance, and goals.

We continue to abide by our belief that investing is a long-term commitment and can provide a better safety net than short-term trading and investing.

As your financial professional, we are committed to keeping you apprised of any changes and activity that could directly affect you and your unique situation.

Federal Funds Target Rate Range (1970 – June 2023)



Source: Federal Reserve

Inflation & Interest Rates

In the second quarter, we saw some easing of inflation numbers. In May 2023, prices increased by 4% compared to 8.6% in May 2022 according to the 12-month percentage change in the consumer price index (CPI). (Source: [statista.com](https://www.statista.com), 6/19/23)

In response to the slowing of inflation, after 10 consecutive interest rate hikes, the Fed took a much-anticipated pause in June. As of June, the Federal Funds target rate range is 5.0 – 5.25%.

The bad news is that the Fed's made it very clear that future hikes are still a high probability. While inflation is more moderate than it was 12 months ago, it is still being relentless and inflation pressures continue to put a strain on the economy. Speaking to the Senate Committee in mid-June, Chairperson Jerome Powell repeated that interest rate hikes are likely to continue at least one more time, if not two, in 2023, indicating that we could see another half percentage point of increases through the end of 2023.

"If you look at the data over the last quarter, what you see is stronger than expected growth, a tighter than expected labor market, and higher than expected inflation," said Chair Powell. He continued, "So that tells us that although policy is restrictive, it may not be restrictive enough and it has not been restricted for long enough." (Source: finance.yahoo.com 6/28/23)

Powell stated that, "We believe there's more restriction coming" due to a "very strong labor market." (Source: [cnbc.com](https://www.cnbc.com), 6/28/23)

The Fed will continue to work toward its' 2% inflation rate goal and there are four more FOMC meetings in 2023, in July, September, Oct/Nov, and December. "It's going to take some time. Inflation has proven to be more persistent than we expected and not less," Powell said. "Of course, if that day comes when that turns around, that'll be great. But we don't expect that."

(Source: [cnbc.com](https://www.cnbc.com), 6/28/23)

Investors seeking returns from Certificate of Deposits (CDs) and even saving accounts are currently benefiting from the higher interest rate environment. For almost a decade there was very little return on these types of investments, but now, it is not unusual to see some banks offering CDs with yields over 4%.

Like all aspects of financial planning that may affect you, we are keeping a vigilant eye on interest rates and inflation. If you'd like to know how these may affect your portfolio, please contact us to discuss any strategies that may help combat the effect on your personal situation. While we cannot predict what the Fed's next move will be, we are keeping a watching eye on key economic indicators, such as the CPI.

The Bond Market and Treasury Yields

In early 2022, most treasuries yielded at near record lows. In contrast, today an investor can now get some interest from bond yields. Earlier in 2023, there were a few bank failures, which drove investors to treasuries in very large numbers.

All in all, the second quarter of 2023 was mixed for bonds. While treasuries are yielding favorable returns in this high interest rate environment, if in the future the Fed decides to ease up or reverse interest rates, that would narrow the opportunity to get lower-risk, higher yielding bonds quickly. For right now, the Fed has signaled potentially more interest rate hikes, meaning higher short-term rates could remain at or above current levels.

As of June 30, 5-year treasury notes yielded 4.13%, 10-year notes yielded 3.81%, 20-year notes yielded 4.06%, and 30-year notes reached 3.85%.

Traditionally, longer-term bonds have higher yields than shorter-term bonds, but this is not always the case. Since April of 2022, we have experienced an inverted yield curve, which means longer maturities provide a lower yield than some shorter maturities. Some analysts share that their research indicates that historically this is a strong indicator that a recession is pending in the next several months.

Keep in mind that there are other factors that should be considered, including job reports, wage growth, and inflation before determining if a recession is imminent or even coming.

If you'd like to explore how bonds could fit into your retirement income strategy, please contact us so we can help you make the best decision for your portfolio. Please remember, while diversification in your portfolio can help you pursue your goals, it does not ensure a profit or guarantee against loss.

We will continue to monitor how the Fed's movements and how rising interest rates are affecting bond yields.

Investor's Outlook

There is much talk in financial circles about the possibility that the U.S. will experience a recession in 2023. According to the New York Fed, the U.S. has a 70% chance of falling into a recession by May of 2024. Obviously, no one can completely tell for sure if this will happen, and if so, at what level of severity.

(Source: markets.businessinsider.com, 6/17/23)

When asked about the possibility of a recession during the monetary policy session in Portugal in June, Chair Powell stated that, "There's a significant possibility that there will be a downturn," Powell said, adding that it's not, "the most likely case, but it's certainly possible."

(Source: [cnbc.com](https://www.cnn.com), 6/28/23)

Treasury Yields Comparison				TREASURY			
January 3, 2023				June 30, 2023			
5-year	10-year	20-year	30-year	5-year	10-year	20-year	30-year
3.94%	3.89%	4.06%	3.88%	4.13%	3.81%	4.06%	3.85%

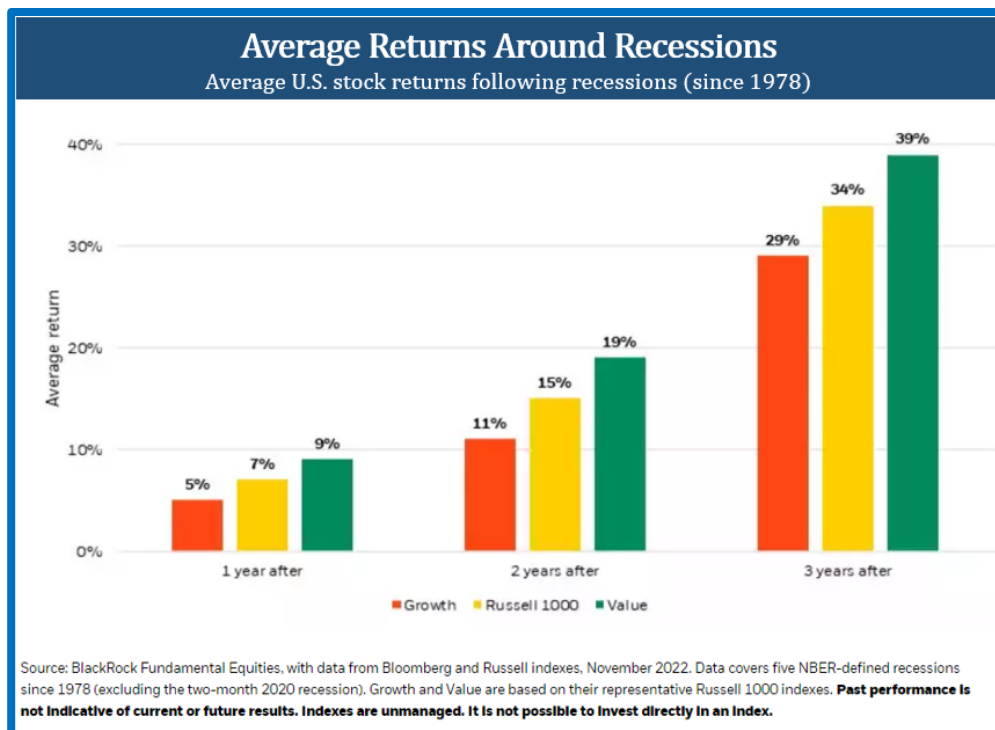
Source: www.treasury.gov

As a reminder, like downturns, recessions are not new concepts. The S&P 500 has weathered 17 recessions in the last century and never failed to recoup its losses. Please keep in mind that the S&P 500 historically starts to rebound before the end of a recession, which makes market timing a poor investment strategy.

The National Data of Economic Research (NBER) recorded that the average S&P 500 recovery is almost +40% in the 18 months following the market bottom during the recession. For example, the recession we experienced from December 2007 – June 2009, when the GDP went down 5.10%, the S&P 500 rebounded, performing at 14.4% after 12 months, 57.70% in the third year following, at 137% in the fifth year following. [Source: www.nber.org](http://www.nber.org)

Should the U.S. experience a recession, it is wise that you remain financially liquid. This means that you should make sure you can meet your financial obligations. You should also anticipate any large cash commitments you foresee, such as funding a wedding, purchasing a home, or buying a recreational vehicle.

There is a strong possibility that the Fed will increase rates by a half percent by the end of 2023. Many analysts are suggesting it will be done with two quarter point increases in the second half of 2023. Obviously, this will depend on the data the Fed receives. Current reports are sharing that we are past the inflation peak and closer to the end of the Fed hiking cycle but do not be surprised by a few more rate hikes.



Our goal as your financial professional is to not try to predict the future but provide you with a solid financial plan that is designed to best weather any market environment. While past performance is not a guarantee of current or future results, history shows us that returns from equities after a recession have been fruitful.

We stand by our belief that investing in equities is a long-term commitment. Investors can expect to continue to face a challenging market environment and the need to look at long-term stability and quality, practicing patience, and proceeding with caution are key to your financial success.

We know that loss aversion can be a powerful motivator for investors to back out of equities during uncertain times. Please remember, historically, investors with a long-term plan that stayed the course and remained diversified and invested were rewarded. We believe this still holds true for today's investors. Savvy investors have a long-term mindset and have well-devised and diversified financial plans.

The coming months could be filled with uncertainty and more market volatility. A few tips to help you through uncertain times are:

- Keep your head down and do not make decisions based solely on what you hear from the media. It seems like from many sources the news is no longer there to inform the viewer, but rather to incite fear in the viewer. Media magnification can cause anxiety and even cause investors to make emotionally charged decisions, which typically are not the wisest.
- It is always sound judgement to live within your means and to not incur any more debt than necessary. During uncertain economic times and higher interest rate environment, it is even more wise to pay down your debt and try not to incur any more.
- If possible, continue to add to your savings. Staying consistent with contributions will help you achieve your savings goals. There are currently reasonable returns on many Certificates of Deposits (CDs) and savings accounts. If you'd like to discuss if these are good options for your situation, please call us.
- If you need to, review your financial plan with us.

Our goal as the steward of your wealth is to help you through uncertain times like these. We always attempt to help you create a well-crafted plan customized for your unique situation and goals that takes into consideration how you will react to the equity markets ups and downs, including your time horizon, tax implications, liquidity needs, risk tolerance, and your overall personal objectives.

We take pride on offering our clients first class service that includes:

- A proactive, individually tailored approach to each client's financial goals and needs.
- Consistent and meaningful communication throughout the year.
- A schedule of regular client meetings.
- Continuing education for all our team members on issues that may affect our clients.
- Proactive planning to navigate the changing environment.

We always recommend discussing with us any changes, concerns, or ideas that you may have prior to making any financial decisions so we can help you determine your best strategy. There are often other factors to consider, including tax ramifications, increased risk, and time horizon changes when altering anything in your financial plan.



Your ultimate success or failure will depend on your ability to ignore the worries of the world long enough to allow your investments to succeed.

— Peter Lynch —

Financial Checkup

When partnering with ETHOS you will receive personal and customized service that is supported by a wealth of timely information and knowledge. In a changing landscape, Holistic Retirement Planning can help protect you and your loved ones against the unknown by creating road maps that pivot on your needs. To schedule your financial check-up, please call the ETHOS *Client Service Specialist*, Cindy Grosso, at (267) 410-1487.

Has your advisor reviewed your tax forms to understand how to coordinate your investments with your taxes?

Yes No Not Sure

Has your advisor discussed tax planning strategies that could help you keep more of what you make?

Yes No Not Sure

Is your advisor updated and current on tax planning strategies?

Yes No Not Sure

If you answered No or Not Sure, please consider scheduling a complimentary meeting with one of our professionals.




100 Overlook Center 2nd Floor, Princeton NJ 08540
Phone: 609.336.3023 Fax: 267.573.4602



111 South State Street, Newtown PA 18940
Phone: 215.968.1820 Fax: 267.573.4602



Steven J. Toto, CFP®



Steven J. Toto is an Investment Advisor Representative of and Advisory Services offered through Ethos Capital Management, Inc. a Registered Investment Advisor. CFP®, CERTIFIED FINANCIAL PLANNER™ are certification marks owned by the Certified Financial Planner Board of Standards, Inc. These marks are awarded to individuals who successfully complete CFP Board's initial and ongoing certification requirements.

Investment advisory services offered by registered individuals through Ethos Capital Management, Inc. (ECM). Ethos Capital Management, Inc is a registered investment adviser. The firm only conducts business in states where it is properly registered or is excluded from registration requirements. Registration is not an endorsement of the firm by securities regulators and does not mean the adviser has achieved a specific level of skill or ability.

Ethos Capital Advisors, LLC is an independent financial services firm helping individuals create retirement strategies using a variety of investment and insurance products to custom suit their needs and objectives. Ethos Capital Advisors, LLC's Insurance products and services are offered, and sold, through individually licensed and appointed agents in all appropriate jurisdictions. Insurance and annuity product guarantees are backed by the financial strength and claims-paying ability of the issuing insurance company. Ethos Capital Advisors, LLC and Ethos Capital Management, Inc are not related entities.

All investment strategies have the potential for profit or loss. Different types of investments involve higher and lower levels of risk. There is no guarantee that a specific investment or strategy will be suitable or profitable for an investor's portfolio. Historical performance returns for investment indexes and/or categories usually do not deduct transaction and/or custodial charges or an advisory fee, which would decrease historical performance results. There are no guarantees that a portfolio will match or outperform a specific benchmark. Market performance results and index returns do not represent the performance of Ethos Capital Management or any of its advisory clients.

The tax information provided is general in nature and should not be construed as legal or tax advice. Information is derived from sources deemed to be reliable. Always consult an attorney or tax professional regarding your specific legal or tax situation. Tax rules and regulations are subject to change at any time.

Commentary should not be regarded as a complete analysis of the subjects discussed. All expressions of opinion reflect the judgment of the author on the date of publication and are subject to change. The information presented does not involve the rendering of personalized investment and should not be viewed as an offer to buy or sell any securities discussed. **This newsletter was provided by The Academy of Preferred Financial Advisors, Inc.**

©2023 Investments in bonds are typically subject to liquidity risk, market risk, interest rate risk, credit risk, inflation risk, purchasing power risk, and taxation risk. Because bond prices fluctuate continually in the market, the yield on your bond changes constantly. Sources: www.cnbc.com; www.usatoday.com; www.reuters.com; www.barrons.com; www.usinflationcalculator.com; www.forbes.com; www.blackrock.com; www.bankrate.com; www.cnbc.com; www.fool.com; www.britannica.com; www.schroders.com; www.npr.com; www.bigcharts.com; www.federalreserve.com